

# EFFECT OF AIR SWIRL WITH DIMPLED CYLINDER HEAD ON PERFORMANCE CHARACTERISTICS OF DIESEL ENGINE

**Dr. P. N. Shrirao, R. M. Sherekar and P. K. Bhoyar**

Assistant Professor (Mechanical Engineering), Jawaharlal Darda Institute of Engineering and  
Technology, Yavatmal, India

## ABSTRACT

*Due to transient and heterogeneous nature of diesel combustion, it is vital to have proper spatial distribution of the injected fuel and its mixing with air. It is known that enhancing mixing in case of Diesel engines will significantly improve their performance and reduce emissions. Hence, there is a need to develop a method that can be easily implemented for improving the in-cylinder turbulence in a DI Diesel engine. In order to achieve the different swirl intensities in the cylinder, three design parameters need to be changed: the cylinder head, piston crown, and inlet duct. In this present work, the cylinder head is modified to enhance the turbulence in the cylinder. This intensification of the swirl is done by making oval shape dimples on cylinder head in order to enhance performance characteristics of the engine. The results indicate that engine with dimpled cylinder head optimized the performance of engine as compared to the engine with normal cylinder head. This is because dimpled cylinder head achieved a higher swirl coefficient and swirl ratio as compared with normal cylinder head.*

**Keywords:** Diesel engine, Dimpled cylinder head, Swirl enhancement, Performance characteristics.

## 1. INTRODUCTION

Diesel engines have an excellent reputation for their low fuel consumption, reliability, and durability characteristics. In-cylinder flow field structure in an internal combustion engine has a major influence on the combustion, emission and performance characteristics. Fluid flows into the combustion chamber of an I.C engine through the intake manifold with high velocity. Then the kinetic energy of the fluid resulting in turbulence causes rapid mixing of fuel and air, if the fuel is injected directly into the cylinder. With optimal turbulence, better mixing of fuel and air is possible which leads to effective combustion. A good knowledge of the flow field inside the cylinder of an I.C engine is very much essential for optimization of the design of the combustion chamber for better performance [1].

## Effect of Air Swirl with Dimpled Cylinder Head on Performance Characteristics of Diesel Engine

Two general approaches are used to create swirl during the induction process. In first approach, swirl is created by discharging the flow into the cylinder tangentially towards the cylinder wall (helical port) and in the second approach, the swirl is generated in the manifold runner so that the flow rotates about the valve axis before it enters the cylinder. Several research studies related to swirl enhancement in IC engines reported that swirl facilitates the mixing of the air fuel mixture and increases the combustion rate.

S.L.V. Prasad *et al.* [2] conducted series of experiments by making straight grooves in the cylinder head. In this work three different configurations of cylinder heads i.e. in the order of number of grooves 1, 3, 6 were used to intensify the swirl for better mixing of fuel and air and to enhance the performance of the engine. Tests showed that the brake thermal efficiency of CH3 was increased by about 6.9% when compared to normal engine at 3/4 of the rated load.

The experimental work of Sihun Lee *et al.*, [3] showed that both swirl and tumbling motions enhanced the fuel vaporization and fuel-air mixing and results in better cold start performance. Another advantage that was reported was ability to retard ignition timing as it has faster burning, which gives enough time for fuel vaporization and fuel-air mixing before being ignited.

Taehoon Kim *et al.*, [4] improved the lean misfire limit by the introduction of swirl and tumble motion. Three types of ports with an IACV (Intake Air Control Valve) have been developed to obtain sufficient swirl and tumble motion to improve combustion and still keep high volumetric efficiency. Tests showed that the combustion duration was shortened and consequently lean misfire limit and EGR tolerance were improved with considerable reduction in the level of NOx.

Abdul Rahim Ismail *et al.*, [5] in their experiment investigated air flow and coefficient of discharge desirable for inflow (reverse flow) through the exhaust port using super flow bench. The experimental results show that the air flow and coefficient of discharge in the intake port and exhaust port of the four stroke diesel engine provided the best at  $0.25 L / D$  and in highest test pressure. Increasing the valve lift and test pressure can increase the air flow, valve air flow and coefficient of discharge in intake manifold system or in exhaust manifold system, but after the maximum valve lift per diameter  $0.25L / D$ , the air flow, valve air flow and coefficient of discharge is stable and did not increase.

Tomonori Urushihara *et al.*, [6] studied the flow measurements for various types of intake systems that generated several different combinations of swirl and tumble ratios using laser doppler velocimetry and visualization of in-cylinder fuel vapour motion by laser induced fluorescence. It was concluded that a low tumble ratio is a necessary condition for obtaining axial mixture stratification in the cylinder and Strong swirl, which has been considered to be necessary for axial mixture stratification, is not always effective in stratifying the mixture.

According to Al- Rousan [7] swirl is generated in the inlet manifold by inserting a loop inside the intake manifolds to increase the swirling in the air during induction. Rasul and Glasgow [8] prepared a convergent-divergent induction nozzle and is tested in order to increase the airflow into the engine, which may increase the overall performance.

Yasar *et al* and Stansfield *et al* [9] have conducted PIV measurements on various engines and reported that the flow structure changes substantially along the cylinder length due to the geometry of the intake valve port and the tumble motion was generated during induction process. Also, reported that the increase in the air flow rate at higher engine speed causes the vortex center to move right-upwards compared to the lower engine speeds.

In general, the presence of a swirl in the cylinder of an internal combustion engine improves the homogenization of the air - fuel mixture, and consequently, enhances fuel combustion. The aim of this work is to investigate the effect of the swirl on the performance characteristics of the

engine, by inducing swirl in cylinder with different configurations of cylinder head i.e. in the order of number of oval shape dimples 1 & 3.

## 2. EXPERIMENTAL WORK

In the present work the effect of the swirl on the performance characteristics of the engine, by inducing swirl in cylinder with different configurations of cylinder head i.e. in the order of number of oval shape dimples 1 & 3. Oval shape dimples are made on the cylinder head with a relative pitch of  $S/D=1.21$  and relative depth of  $\delta/D=0.16$ .

The experiments are conducted on a single cylinder Kirloskar make direct injection four stroke cycle diesel engine. The general specifications of the engine are given in Table-1. Water cooled eddy current dynamometer is used for the tests. The engine is equipped with electromagnetic pick up, piezo-type cylinder pressure sensor, thermocouples to measure the temperature of water, air and gas, rotameter to measure the water flow rate and manometer to measure air flow and fuel flow rates.

**Table 1:** Specifications of Engine used for Experimentation

Sr. No.	Engine Parameters	Specifications
1	Engine Type	TV1. Kirloskar, Vertical, Four stroke diesel engine
2	Software used	IC Engine Soft version 8.0
3	Number of cylinders	Single cylinder
4	Bore Diameter	80mm
5	Stroke Length	110mm
6	Rated Power	3.68 kW (5 HP)
7	Rated Speed	1500 RPM
8	Compression Ratio	16.5:1



**Figure 1** Normal cylinder head and Cylinder head with oval shape dimples

## 3. RESULTS AND DISCUSSION

### 3.1. Brake Thermal Efficiency

The brake thermal efficiency Vs load for diesel engine with different configurations of cylinder head i.e. in the order of number of oval shape dimples 1 & 3 is compared with the engine with normal cylinder head and is shown in fig.2. From Fig, it is inferred that the brake thermal

## Effect of Air Swirl with Dimpled Cylinder Head on Performance Characteristics of Diesel Engine

efficiencies are increasing with an increase in load for all configurations that are under consideration. The brake thermal efficiency of engine with normal cylinder head at 3/4 of rated load is 28.2%. It can be observed that the engine with cylinder head having one and three oval shape dimples give thermal efficiencies of 28.7% and 29.5%, respectively, at 3/4 of rated load. It is observed that there is a gain of 4.6% with three oval shape dimples on cylinder head compared to engine with normal cylinder head. This is because cylinder head having one and three oval shape dimples achieved a higher swirl coefficient and swirl ratio compared with normal cylinder head.

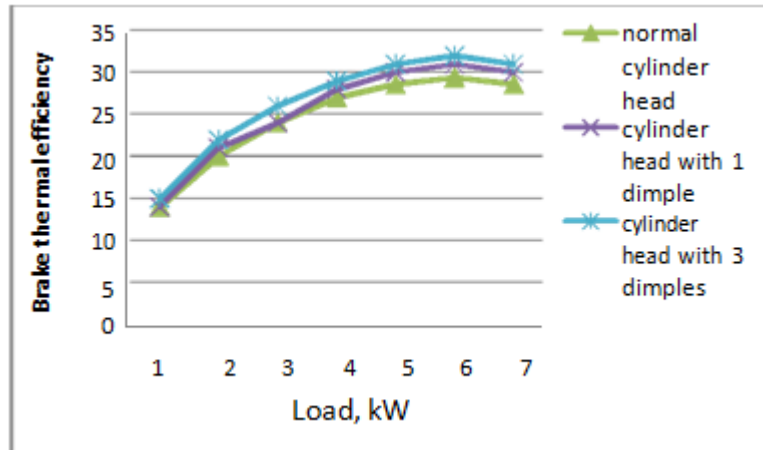


Figure 2 Brake thermal efficiency Vs Load

### 3.2. Brake Specific Fuel Consumption (bsfc)

The bsfc is a measure of engine efficiency. In fact, bsfc and engine efficiency are inversely related, so that the lower the bsfc the better the engine. Engineers use the bsfc rather than thermal efficiency because a more or less universally accepted definition of thermal efficiency does not exist. The Brake Specific Fuel Consumption Vs load for diesel engine with different configurations of cylinder head i.e. in the order of number of oval shape dimples 1 & 3 is compared with the engine with normal cylinder head and is shown in fig.3. From Fig, it is inferred that the brake specific fuel consumption is decreasing with an increase in load for all the configurations that are under consideration. The brake specific fuel consumption of engine with normal cylinder head at 3/4 of rated load is 0.48. It can be observed that the engine with cylinder head having one and three oval shape dimples give brake specific fuel consumption of 0.47 and 0.45, respectively, at 3/4 of rated load. It is significant to note that 6.66% of reduction in bsfc is observed at 2.5kW load for engine with three oval shape dimples on cylinder head compared to engine with normal cylinder head. The decrease in bsfc may be due to complete combustion of charge in the combustion chamber by liberating maximum energy due to the inducement of enhanced air swirl in the combustion chamber.

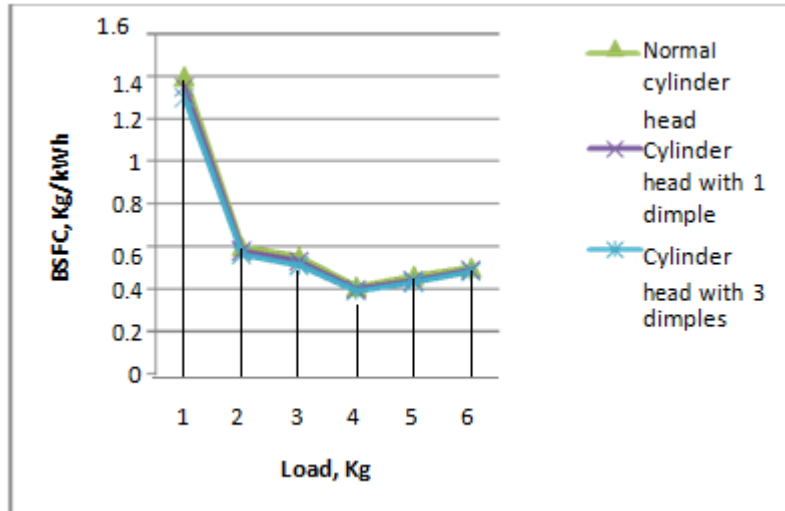


Figure 3 Brake Specific Fuel Consumption Vs Load

#### 4. VOLUMETRIC EFFICIENCY

It is desirable to maximize the volumetric efficiency of an engine since the amount of fuel that can be burned and power produced for a given engine displacement is maximized. Although it does not influence in any way the thermal efficiency of the engine, it will influence the efficiency of the system in which it is installed. Volumetric efficiency variation for diesel engine with different configurations of cylinder head i.e. in the order of number of oval shape dimples 1 & 3 is compared with the engine with normal cylinder head and is shown in fig.4. It may be observed that, the volumetric efficiency is maximum for engine with three oval shape dimples on cylinder head compared to engine with normal cylinder head at a given load. The volumetric efficiency of engine with normal cylinder head at 3/4 of rated load is 71.48%. It can be observed that the engine with cylinder head having one and three oval shape dimples give volumetric efficiency of 71.85% and 72.13%, respectively, at 3/4 of rated load. It is significant to note that 0.91% of increase in volumetric efficiency is observed at 2.5kW load for engine with three oval shape dimples on cylinder head compared to engine with normal cylinder head.

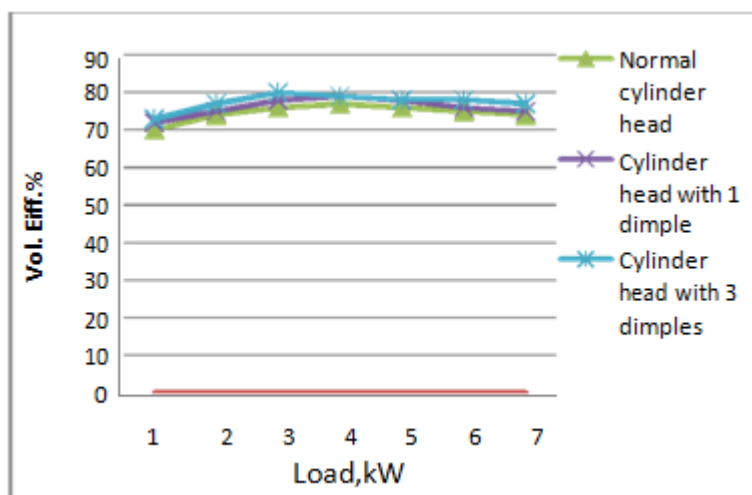


Figure 4 Volumetric efficiency Vs Load

## 5. EXHAUST GAS TEMPERATURE

Figure.5 depicts the variation of exhaust gas temperature for engine with different configurations of cylinder head i.e. in the order of number of oval shape dimples 1& 3 is compared with the engine with normal cylinder head. The exhaust gas temperature is lower for diesel engine with one and three oval shape dimples on cylinder head compared to engine with normal cylinder head at a given load. At various load conditions it is observed that the exhaust gas temperature increases with load because more fuel is burnt to meet the power requirement. It can be seen that in the case of the engine with normal cylinder head exhaust gas temperature is  $247^{\circ}\text{C}$  at 2.5kW load. For diesel engine with one and three oval shape dimples on cylinder head are exhaust gas temperature marginally decreases to 239 and  $235^{\circ}\text{C}$  respectively. Lower exhaust gas temperature for engine with one and three oval shape dimples can be attributed due to low operating temperature in the combustion chamber resulted by the swirl created in the combustion chamber.

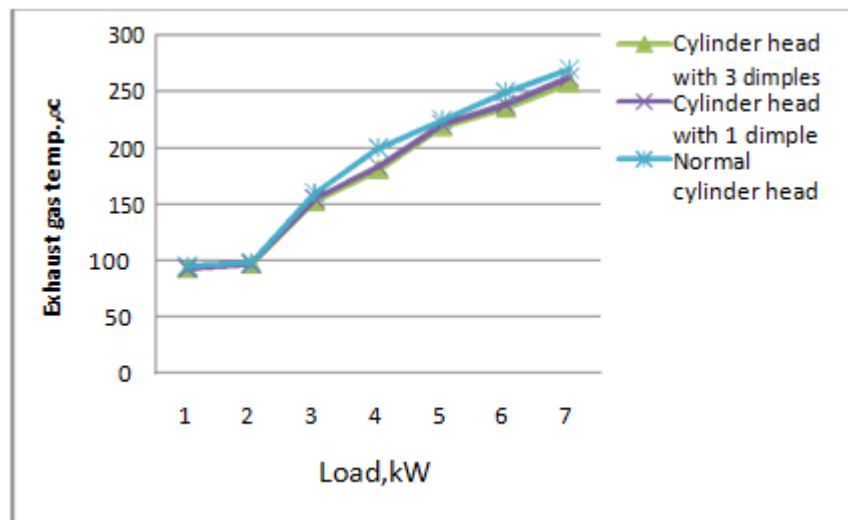


Figure 5 Exhaust gas temperatures Vs Load

## 6. CONCLUSION

The following conclusions were drawn on performance characteristics of single cylinder, four strokes, and water cooled engine while running the engine with different configurations of cylinder head i.e. in the order of number of oval shape dimples 1& 3 is compared with the engine with normal cylinder head.

1. The maximum enhancement in brake thermal efficiency, volumetric efficiency for engine with three oval shape dimples on cylinder head were found to be 4.6%, 0.91% respectively at 2.5kW load compared to engine with normal cylinder head.
2. It is observed that 6.66% of reduction in bsfc at 2.5kW load engine with three oval shape dimples on cylinder head compared to engine with normal cylinder head.
3. The exhaust gas temperature is lower for diesel engine with one and three oval shape dimples on cylinder head than engine with normal cylinder head.
4. The results indicate that diesel engine with oval shape dimples on cylinder head improves performance of engine.

## REFERENCES

- [1] Murali Krishna B, Bijucherian A, and Mallikarjuna J.M (2010). Effect of Intake Manifold Inclination on Intake Valve Flow Characteristics of a Single Cylinder Engine using Particle Image Velocimetry. *International Journal of Engineering and Applied Sciences* 6(2) pp.119-125.
- [2] S.L.V. Prasad, V.Pandurangadu, Manoj Kumar, Naga Malleshwara Rao (2013) "Enhancement of air swirls in a Diesel engine with grooved Cylinder head", *International Journal of Innovative Research in Science, Engineering and Technology*, Vol. 2, Issue 8, August 2013, pp.3821-3826.
- [3] Sihun Lee, Kun Tong, Bryan D. Quay, James V. Zello and Domenic A. 2001. Santavicca Effects of Swirl and Tumble on Mixture Preparation during Cold Start of a Gasoline Direct-Injection Engine. SAE paper. 01-1900.
- [4] Taehoon Kim, Seokhong Noh, Chulho Yu and Insik Kang. 1994. Optimization of Swirl and Tumble in KMC 2.4L Lean Burn Engine. SAE paper. 940307, Warren dale PA.
- [5] Abdul Rahim Ismail and Rosli Abu Bakar Semin.2008. An Investigation of Valve Lift Effect on Air Flow and Coefficient of Discharge of Four Stroke Engines Based on Experiment. *American Journal of Applied Sciences*. 5(8): 963-971.
- [6] Tomonori Urushihara, Tsutomu Nakada, Akihiko Kakuhou and Yasuo Takagi. 1996. Effects of swirl / Tumble Motion on In-Cylinder Mixture Formation in a Lean-Burn Engine. SAE paper 961994, Warren dale PA.
- [7] Ammar A. Al-Rousan, "Study on Improvement of Fuel Economy and Reduction Emission for a Gasoline Engines by Homogeneity Enhancement of the Charge", *INSInet Publication, Australian Journal of Basic and Applied Sciences*, Vol ; 2, 2008 : PP: 1012-1020
- [8] Rasul.M.G and Glasgow.R, "Performance improvement of an internal combustion engine", proceedings of the international conference on Mechanical engineering 2005 (icme2005), Dhaka, Bangladesh ICME05-42, 28- 30 December 2005.
- [9] Yasar, A., B. Sahin, H. Akilli and K. Aydin, (2006). Effect of inlet port on the flow in the cylinder of an internal combustion engine. Cukurova University, Adana, Turkey, Proceedings of the Institution of Mechanical Engineers Vol. 220 Part C: J. Mechanical Engineering Science. *International Journal of Engineering and Applied Sciences* 6(2) 2010.
- [10] A. Swarna Kumari, Ch.Penchalayya, A.V. Sita Rama Raju and D.Vinay Kumar, "Performance Characteristics for the use of Blended Safflower Oil in Diesel Engine", *International Journal of Advanced Research in Engineering & Technology (IJARET)*, Volume 4, Issue 3, 2013, pp. 26 - 32, ISSN Print: 0976-6480, ISSN Online: 0976-6499.
- [11] Rajan Kumar, Dr. Manoj K Mishra and Dr. Shyam K Singh, "Performance and Emission Study of Jatropha Biodiesel and its Blends on C.I. Engine", *International Journal of Mechanical Engineering & Technology (IJMET)*, Volume 4, Issue 3, 2013, pp. 85 - 93, ISSN Print: 0976 - 6340, ISSN Online: 0976 - 6359
- [12] K. Vijayaraj and A. P. Sathiyagnanam, "A Comprehensive Review on Combustion of Compression Ignition Engines using Biodiesel", *International Journal of Mechanical Engineering & Technology (IJMET)*, Volume 5, Issue 1, 2014, pp. 44 - 56, ISSN Print:0976 - 6340, ISSN Online: 0976 - 6359